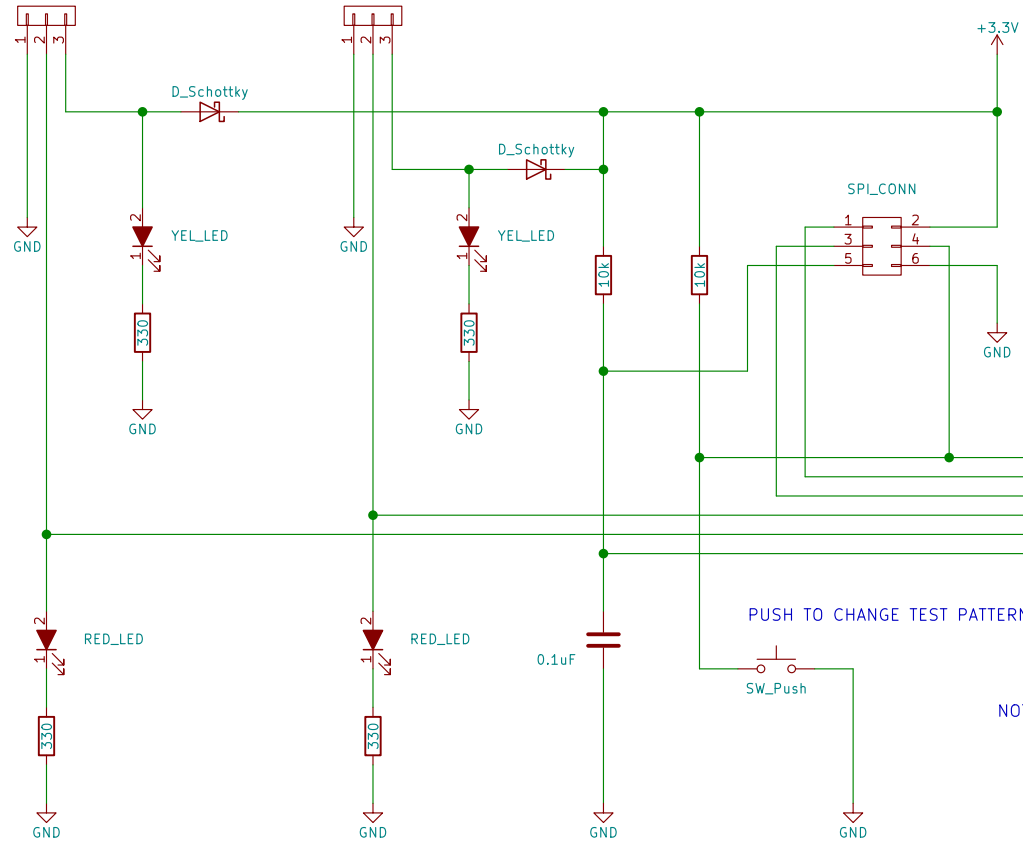


E1 FILAMENT SENSOR

E2 FILAMENT SENSOR

FIL\_SENSOR\_1

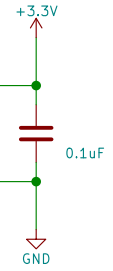
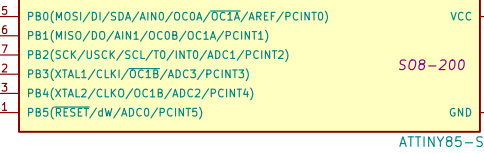
FIL\_SENSOR\_2



TEST PATTERNS:

- 1) E1 and E2 Off
- 2) E1 Pulsing, E2 Off
- 3) E1 Off, E2 Pulsing
- 4) E1 and E2 Pulsing
- 5) E1 and E2 Alternating Pulses

IC?



NOTE - This board is hand wired. There is no PCB layout.

FILAMENT SENSOR SIMULATOR  
PART OF TAZ7 CONTROL BOX TEST FIXTURE

Sheet: /  
File: Fil\_Sensor\_Simulator.sch

Title:

Size: A4 Date:  
KiCad E.D.A. kicad 4.0.5+dfsg1-4

Rev:  
Id: 1/1