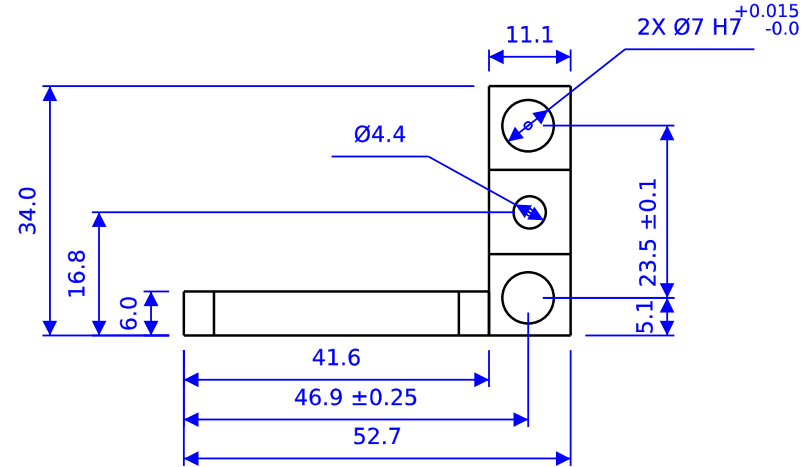
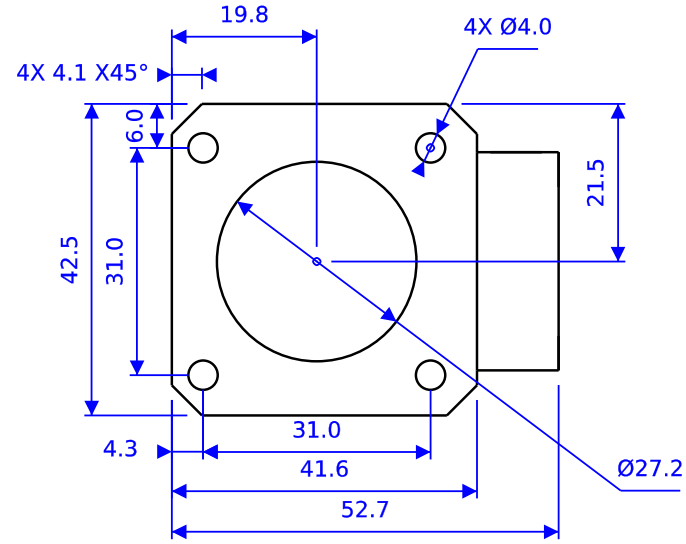
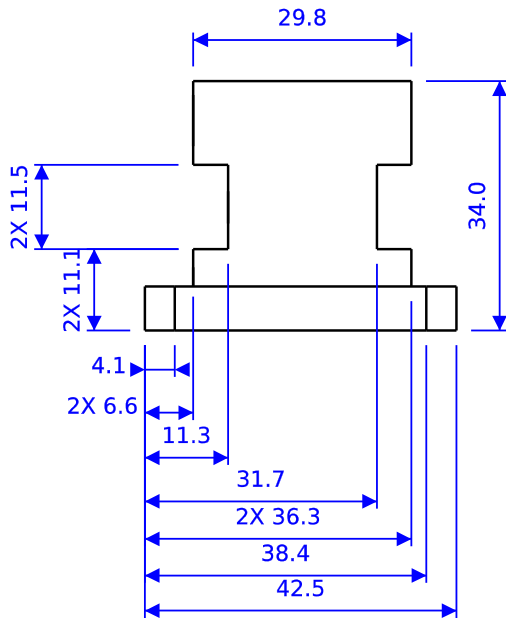
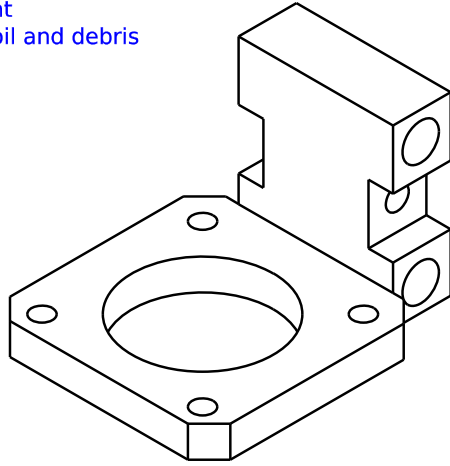


Notes:

1. Parts must be RoHS compliant
2. Parts must be clean, free of oil and debris
3. break all edges



DRAWN BY: Tutley
DATE: 10/5/18

MATERIAL: 6060 Aluminum

UNLESS OTHERWISE SPECIFIED
DIMENSIONS ARE IN MILLIMETERS.
TOLERANCES ARE:

DECIMALS	ANGLES
.X±.75	X°±1°
.XX±.25	
.XXX±.125	63
.XXXX±.050	

BREAK EDGES 0.1/0.5
FILLET RADIUS 0.1/0.5



**ALEPH
OBJECTS**
INCORPORATED

626 West 66th Street
Loveland, Colorado 80538, USA
Phone +1-970-377-1111
www.alephobjects.com

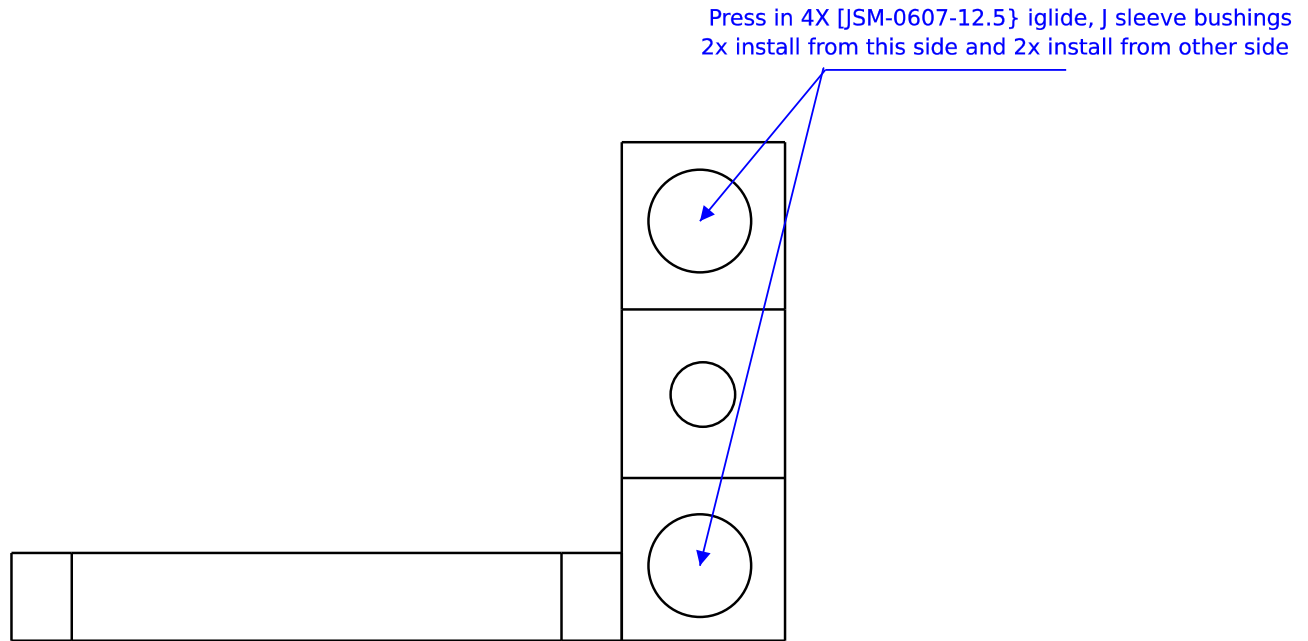
TITLE

Motor mount w/ sleeve bushing

SIZE DWG NO.
A PP-MP0232

REV.
A

SCALE NA DO NOT SCALE DRAWING SHEET 1 of 2



TITLE			
Motor mount w/ sleeve bushing			
SIZE	DWG NO.	REV.	
A	PP-MP0232	A	
SCALE	NA	DO NOT SCALE DRAWING	SHEET 2 of 2