

VERSION	DATE	DESCRIPTION
IR	1/31/18	INITIAL DRAWING
A	3/28/18	CHANGE USB MOUNT HOLES REMOVE ETHERNET PORT
B	7/19/18	CHANGE STANDOFFS FOR LCD CUTOUT CHANGE THRU HOLE PEM TO BLIND PEM
C	8/7/18	ADD SILK SCREEN INFO
D	9/10/18	CORRECT FHA-M3-10 DIRECTION PAGE 3 CORRECT NOTE 5 PAGE REFERENCE
E	9/18/18	ADDED ADDITIONAL MASKING NOTES PAGE 6
F	9/20/18	ADD MASKING TOLERANCES
G	1/7/19	CHANGE FLANGE DESIGN TO ANGLED SEAM FOR EASIER MANUFACTURING. ADD NOTES FOR MASKING USB CUT OUT. REMOVE QUIVER FROM SILK SCREEN FILE NAME CALLOUT
H	1/18/19	ADD NEW SILK SCREEN LOGO ADD PEM NUMBER PAGE 3
I	1/23/19	CHANGE SWITCH CUTOUT TOLERANCE TO ± 0.5
J	3/11/19	CHANGE TOLERANCE FROM 3.0 TO 0.3 ON AC PLUG CUTOUT
K	3/27/19	ADD WORKMANSHIP STANDARDS TO PAGE 1, CHANGE DIMENSION CALLED OUT ON PAGE 2 TO CORRECT DIMENSION, CLARIFY MASKING NOTES
L	4/9/19	ADD NOTE TO INTERNAL MASKING ON PAGE 6 THAT MASKING CAN BE WITHIN THE DASHED LINES OR THE ENTIRE INSIDE OF THE CASE

NOTES (UNLESS OTHERWISE SPECIFIED):

1. ALL COMPONENTS RoHS COMPLIANT
2. 3D MODEL GOVERNS DIMENSIONS NOT SHOWN ON PRINT $\triangle 1mm$
3. MATERIAL: 5052 H32 AL, 2.03mm THICK
4. BREAK ALL CORNERS PRIOR TO POWDER COATING
5. MASK ALL THREADS PRIOR TO POWDER COATING AND
SEE PAGE 6 FOR FURTHER MASKING DETAILS AND WHERE
OVERSPRAY IS ALLOWED
6. POWDER COAT WITH CARDINAL COLOR C241-BK109
COATING THICKNESS: 0.5mm TO 0.12mm
7. PARTS MUST BE CLEAN, FREE OF OIL AND DEBRIS

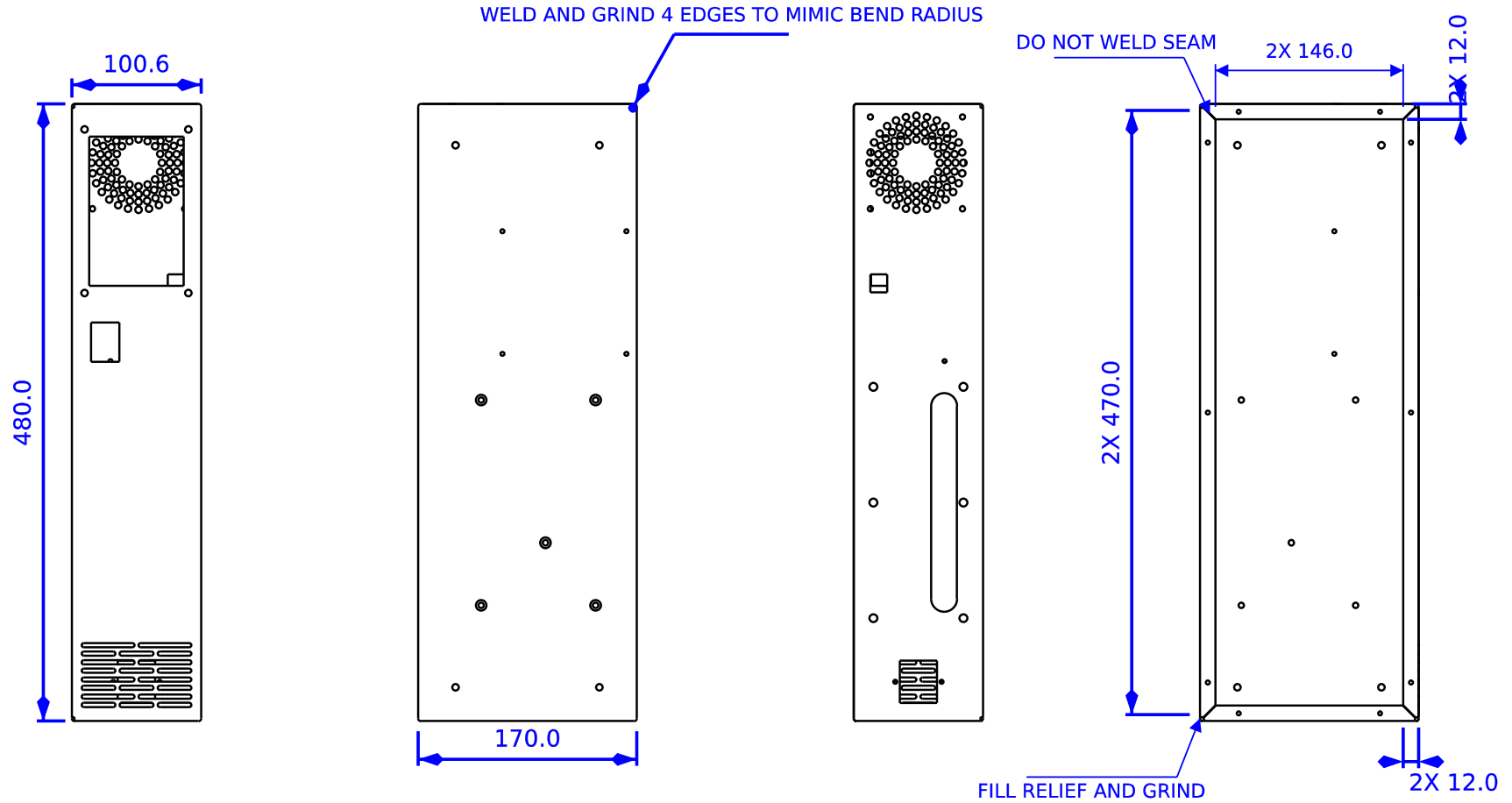
DRAWN BY: West	DATE: 2/14/18
MATERIAL: See notes	
UNLESS OTHERWISE SPECIFIED DIMENSIONS ARE IN MILLIMETERS. TOLERANCES ARE:	
DECIMALS .X \pm .75 .XX \pm .25 .XXX \pm .125 .XXXX \pm .050	ANGLES X $^{\circ}$ \pm 1 $^{\circ}$ 63 ✓
BREAK EDGES 0.1/0.5 FILLET RADIUS 0.1/0.5	



**ALEPH
OBJECTS**
INCORPORATED

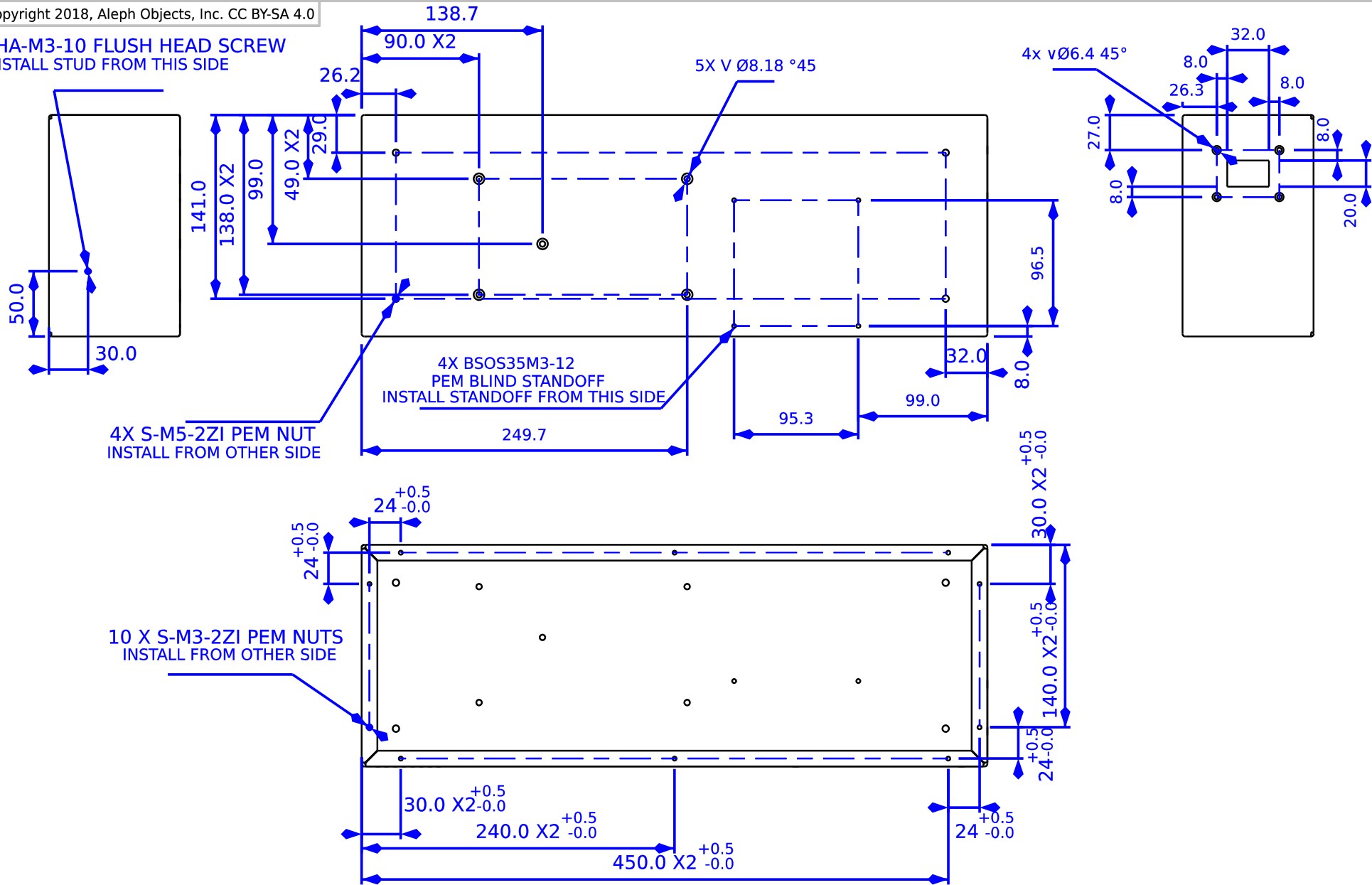
626 West 66th Street
Loveland, Colorado 80538, USA
Phone +1-970-377-1111
www.alephobjects.com

TITLE Electronics chassis HD touchscreen			
SIZE A	DWG NO. PP-FP0149	REV. L	
SCALE NA	DO NOT SCALE DRAWING	SHEET 1 of 7	

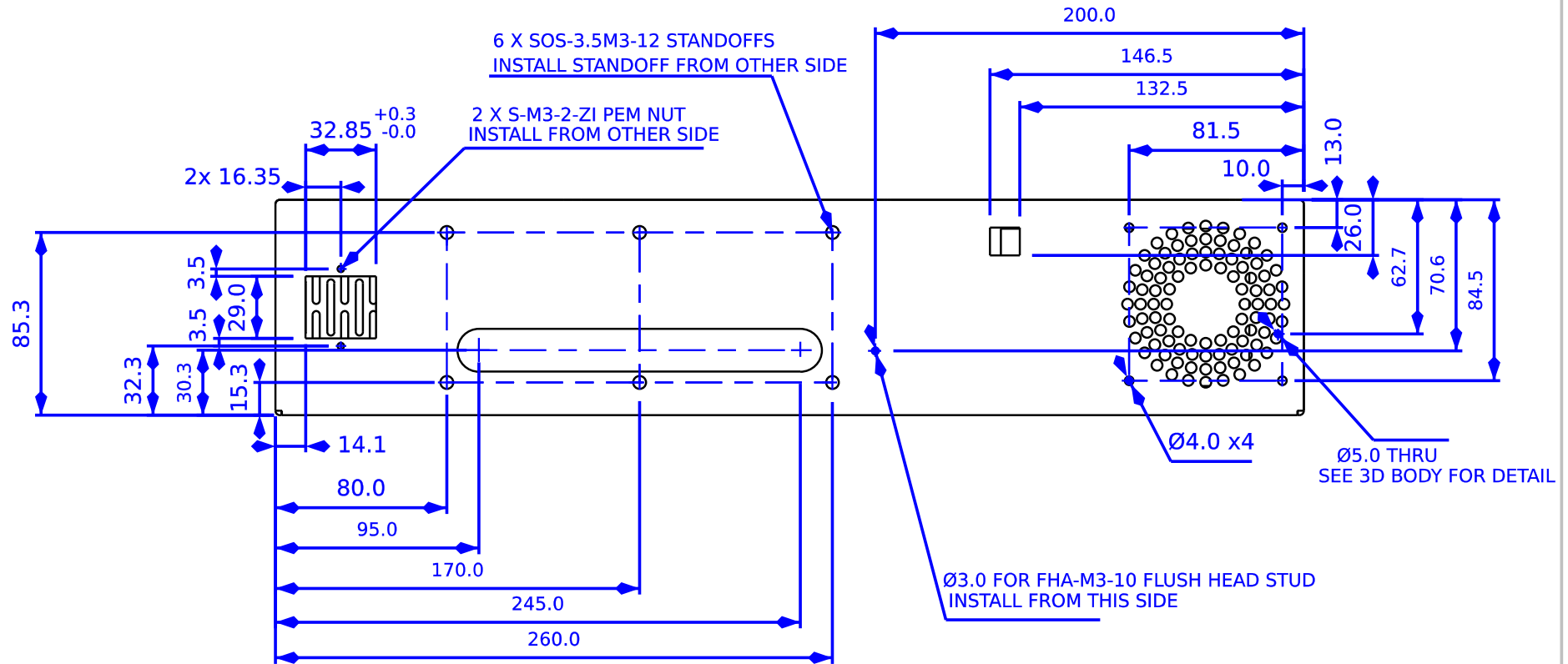


TITLE			
Electronics chassis HD touchscreen			
SIZE	DWG NO.	REV.	
A	PP-FP0149	L	
SCALE	NA	DO NOT SCALE DRAWING	SHEET 2 of 7

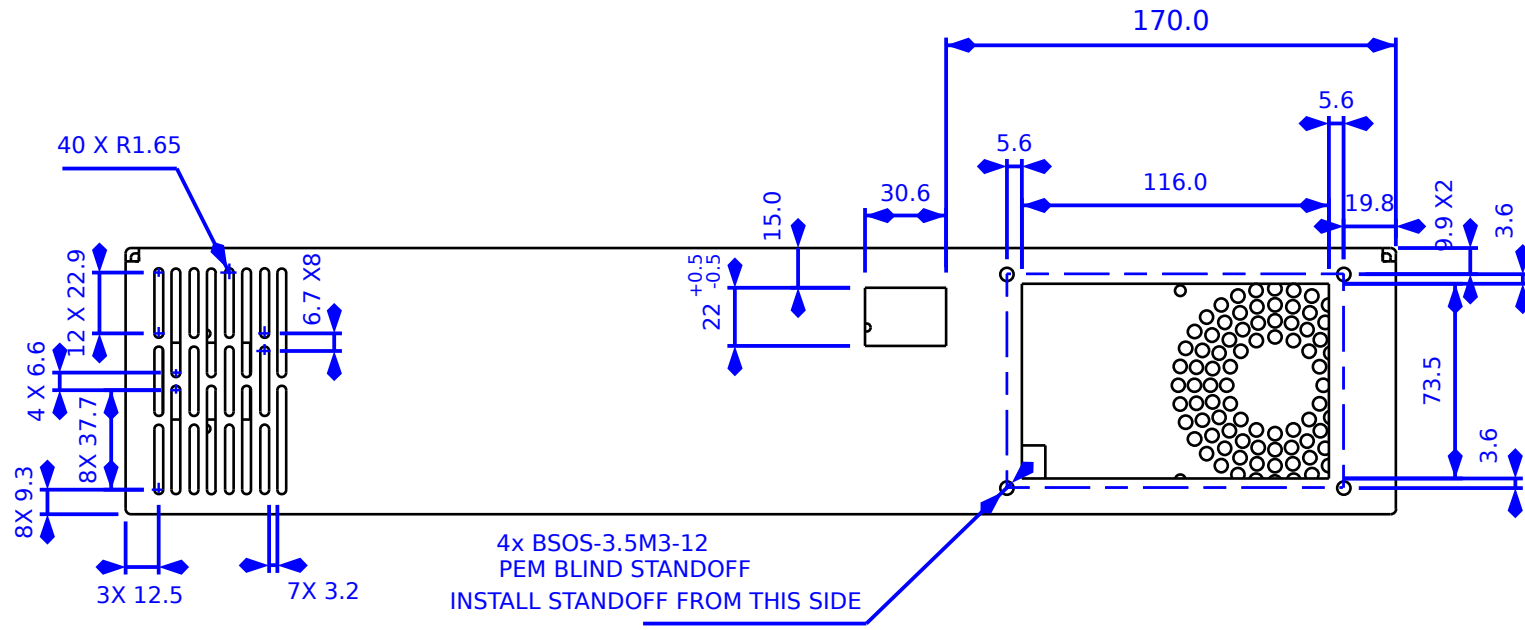
FHA-M3-10 FLUSH HEAD SCREW
INSTALL STUD FROM THIS SIDE



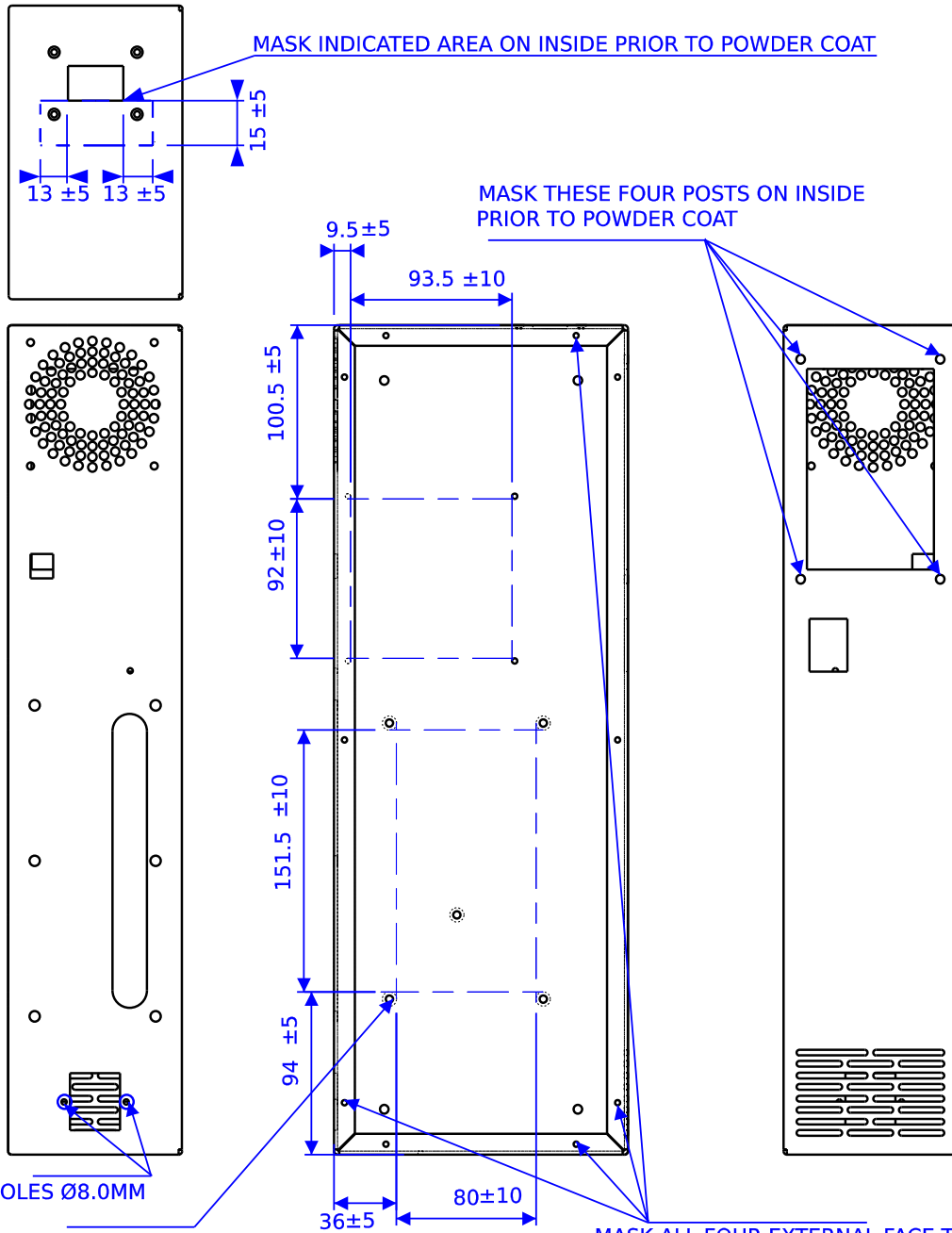
TITLE			
Electronic chassis HD touchscreen			
SIZE	DWG NO.	REV.	
A	PP-FP0149	L	
SCALE	NA	DO NOT SCALE DRAWING	SHEET 3 of 7



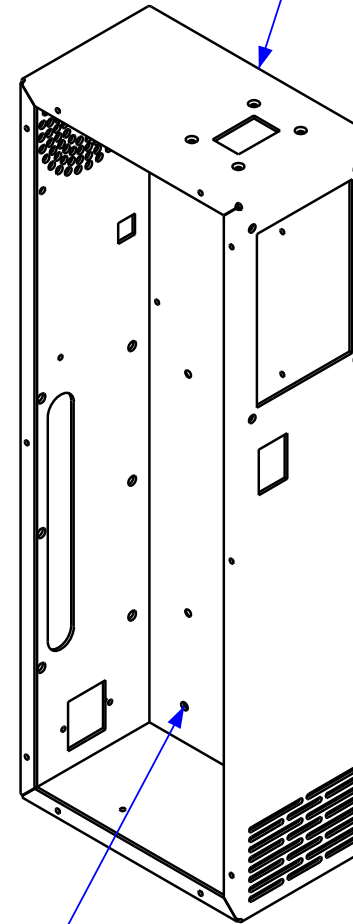
TITLE			
Electronic chassis HD touchscreen			
SIZE	DWG NO.	REV.	
A	PP-FP0149	L	
SCALE	NA	DO NOT SCALE DRAWING	SHEET 4 of 7



TITLE			
Electronic chassis HD touchscreen			
SIZE	DWG NO.	REV.	
A	PP-FP0149	L	
SCALE	NA	DO NOT SCALE DRAWING	SHEET 5 of 7



POWDER COAT OUTSIDE OF CHASSIS



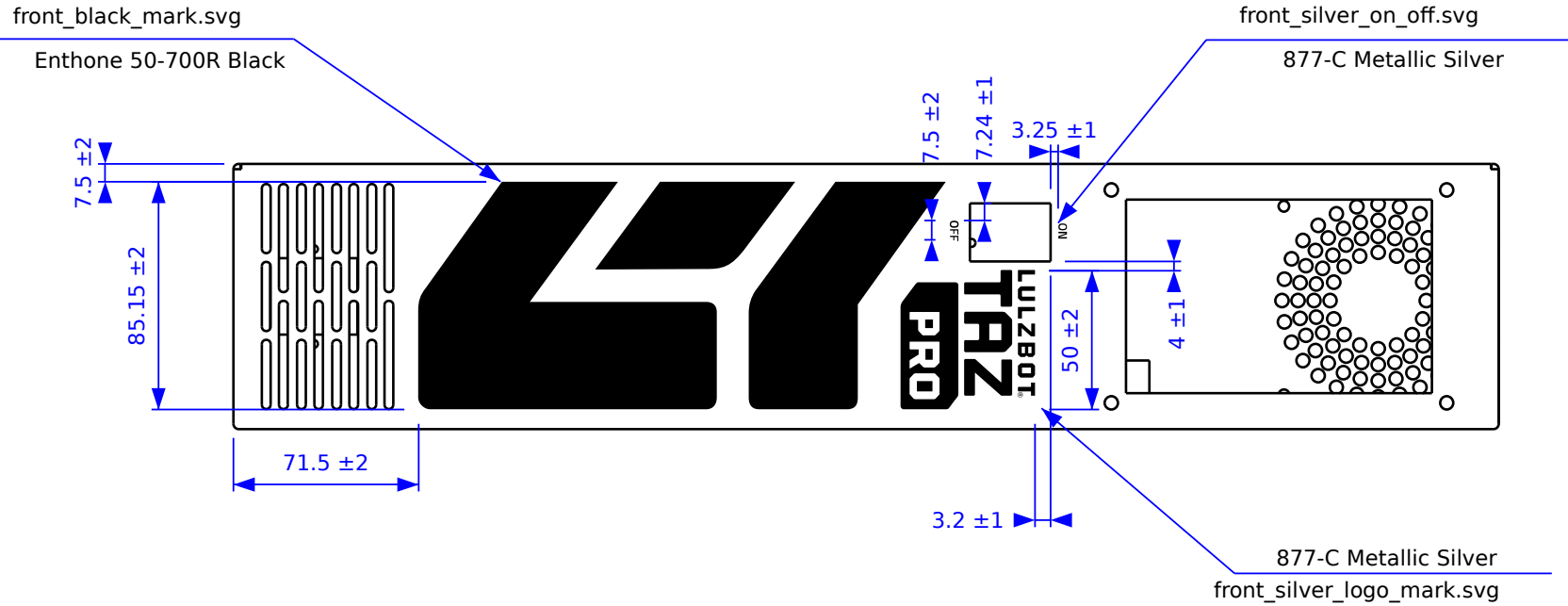
OVERSPRAY ALLOWED INSIDE EXCEPT AS NOTED

MASK HOLES Ø8.0MM

MASK INDICATED AREAS INSIDE PERIMETER OF DASHED LINES OR ENTIRE INSIDE OF CHASSIS PRIOR TO POWDER COAT

MASK ALL FOUR EXTERNAL FACE TABS INSIDE EDGE TOWARD OUTSIDE 7.5MM WIDE

TITLE		Electronic chassis HD touchscreen	
SIZE A	DWG NO. PP-FP0149	REV. L	
SCALE NA	DO NOT SCALE DRAWING	SHEET	6 of 7



TITLE			
Electronic chassis HD touchscreen			
SIZE	DWG NO.		REV.
A	PP-FP0149		L
SCALE	NA	DO NOT SCALE DRAWING	SHEET 7 of 7