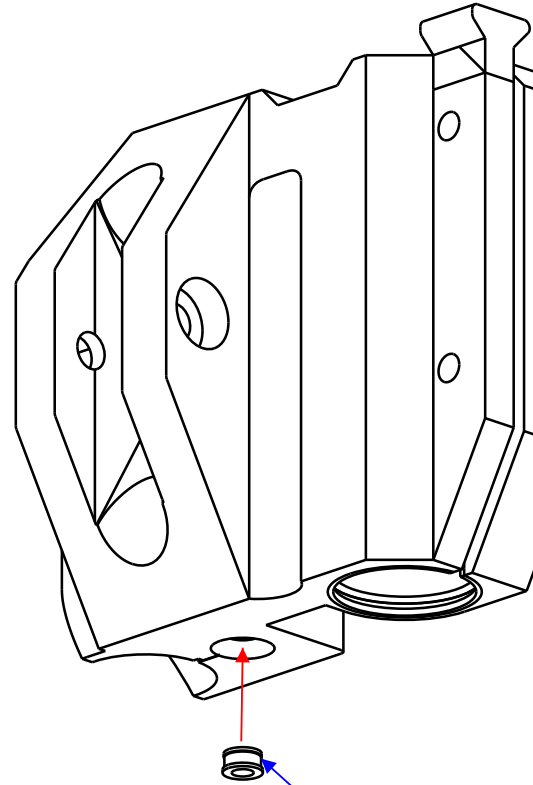
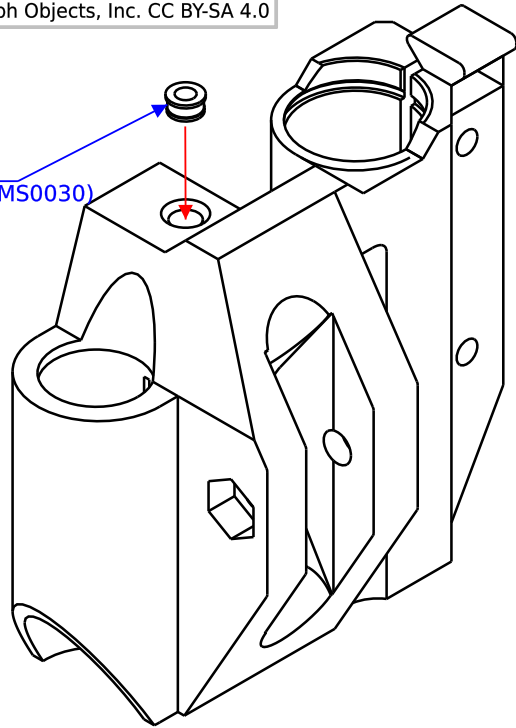


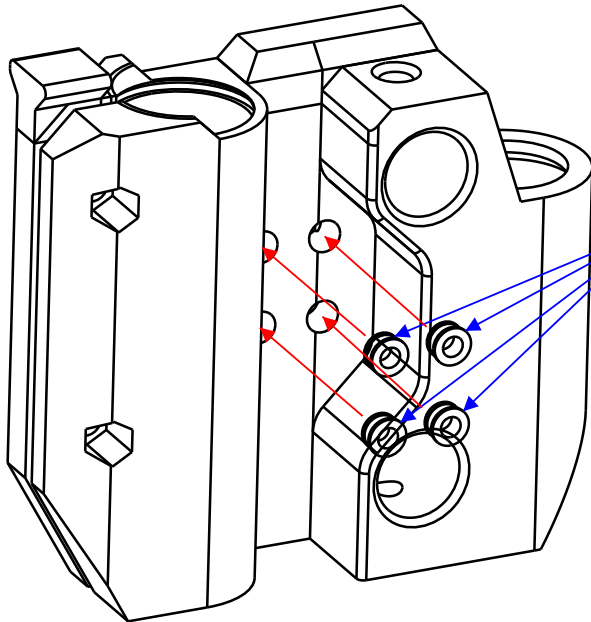
BoM  
 6X HD-MS0030  
 1X PP-GP0374

1X M3 insert (HD-MS0030)



1X M3 insert (HD-MS0030)

4X M3 insert (HD-MS0030)



DRAWN BY:  
**West**

DATE:  
**12/27/18**

MATERIAL:  
**NA**



**ALEPH  
 OBJECTS**  
 INCORPORATED

626 West 66th Street  
 Loveland, Colorado 80538, USA  
 Phone +1-970-377-1111  
 www.alephobjects.com

UNLESS OTHERWISE SPECIFIED  
 DIMENSIONS ARE IN MILLIMETERS.  
 TOLERANCES ARE:

DECIMALS	ANGLES
.X±.75	X°±1°
.XX±.25	
.XXX±.125	63
.XXXX±.050	

BREAK EDGES 0.1/0.5  
 FILLET RADIUS 0.1/0.5

TITLE

**x\_idler\_inserts**

SIZE DWG NO.  
**A AS-PR0127**

REV.  
**IR**

SCALE **NA** DO NOT SCALE DRAWING SHEET **1 of 1**