

Notes:

1. Parts must be RoHS compliant
2. Material:6061 T6 Aluminum
3. Break all sharp edges prior to powder coat
4. Part is to be powder coated with Cardinal color C241-BK109.5. Mask all threads prior to coating. Coating thickness: 0.05mm to 0.12mm
5. Parts must be free of oil and debris
6. All unspecified featured  $\pm 1$ mm based on 3d model

[.125"]  
3.175 STK

1.5mm

Initial	Date	Change	Rev
JW	04/09/18	Call out hanging point	A
JW	07/23/18	Change location of calibration cube to front of bed	B
SAW	8/8/18	Added silk screen	C
SAW	10/5/18	removed thread mask note, added specific thread masks	D
SAW	11/16/18	Revert rev D, update title	E
JW	12/6/18	Change 3mm hole tolerance	F

DRAWN BY: West DATE: 04/08/18

MATERIAL: See notes

UNLESS OTHERWISE SPECIFIED DIMENSIONS ARE IN MILLIMETERS. TOLERANCES ARE:

DECIMALS	ANGLES
.X $\pm$ .75	X $\pm$ 1°
.XX $\pm$ .25	
.XXX $\pm$ .125	
.XXXX $\pm$ .050	63

BREAK EDGES 0.1/0.5  
FILLET RADIUS 0.1/0.5



**ALEPH OBJECTS**  
INCORPORATED

626 West 66th Street  
Loveland, Colorado 80538, USA  
Phone +1-970-377-1111  
www.alephobjects.com

TITLE

bed mount plate

SIZE A

DWG NO.

PP-MP0216

REV. F

SCALE

NA

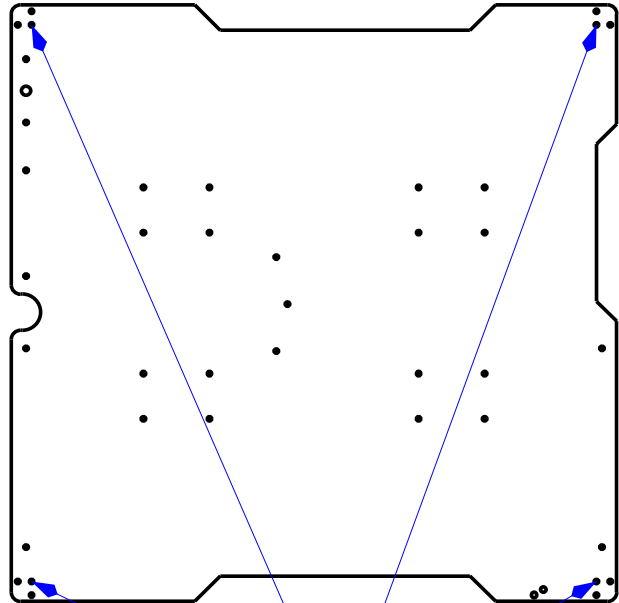
DO NOT SCALE DRAWING

SHEET

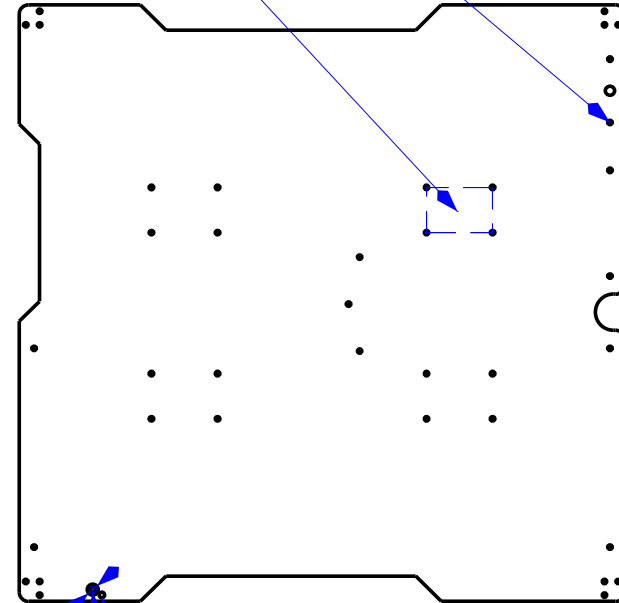
1 of 4

Prior to powder coat mask this hole 12mm diameter this side

Mark here with supplier ID



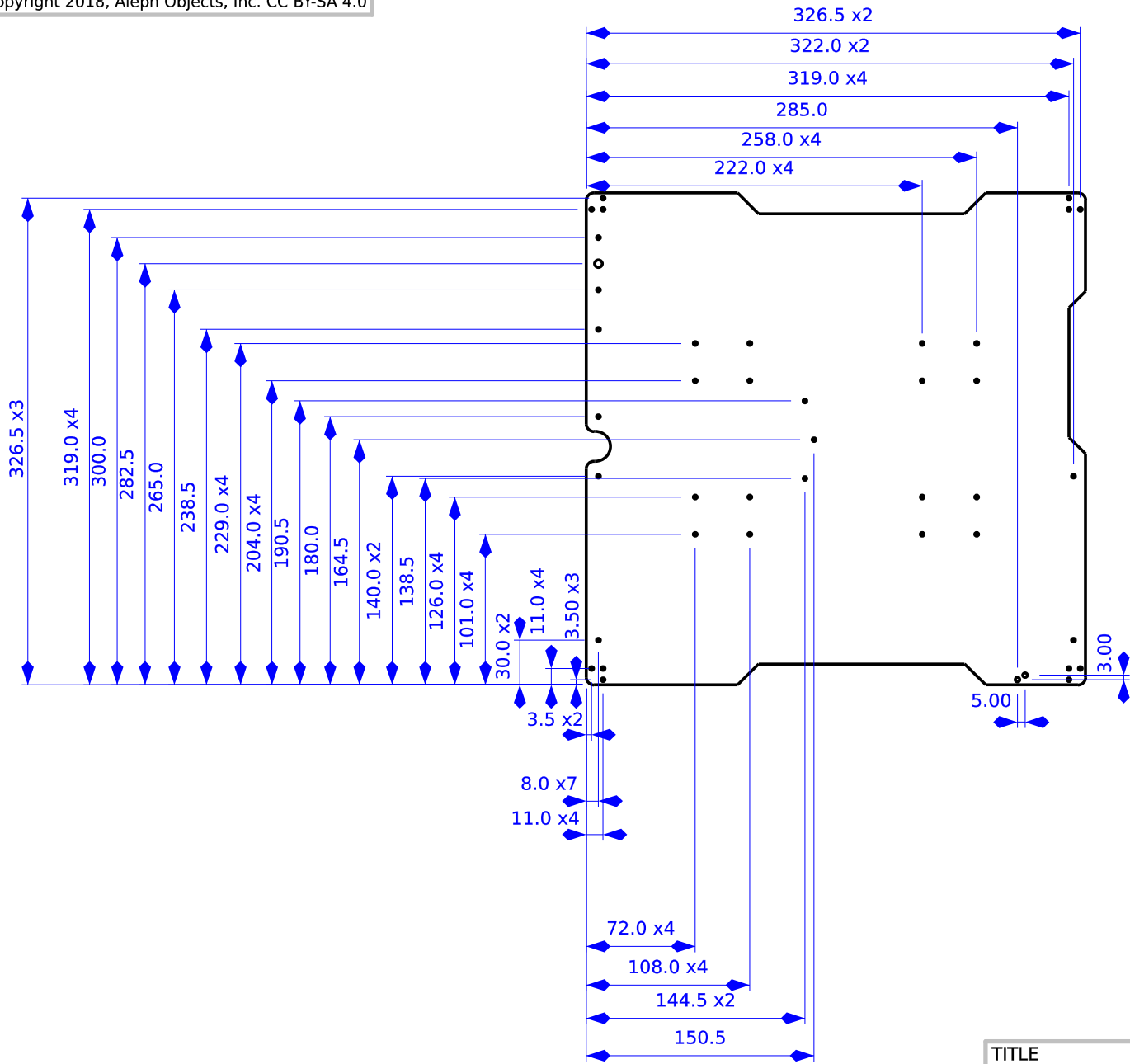
Prior to powder coat mask these 4 holes 12mm diameter this side



v Ø6.0

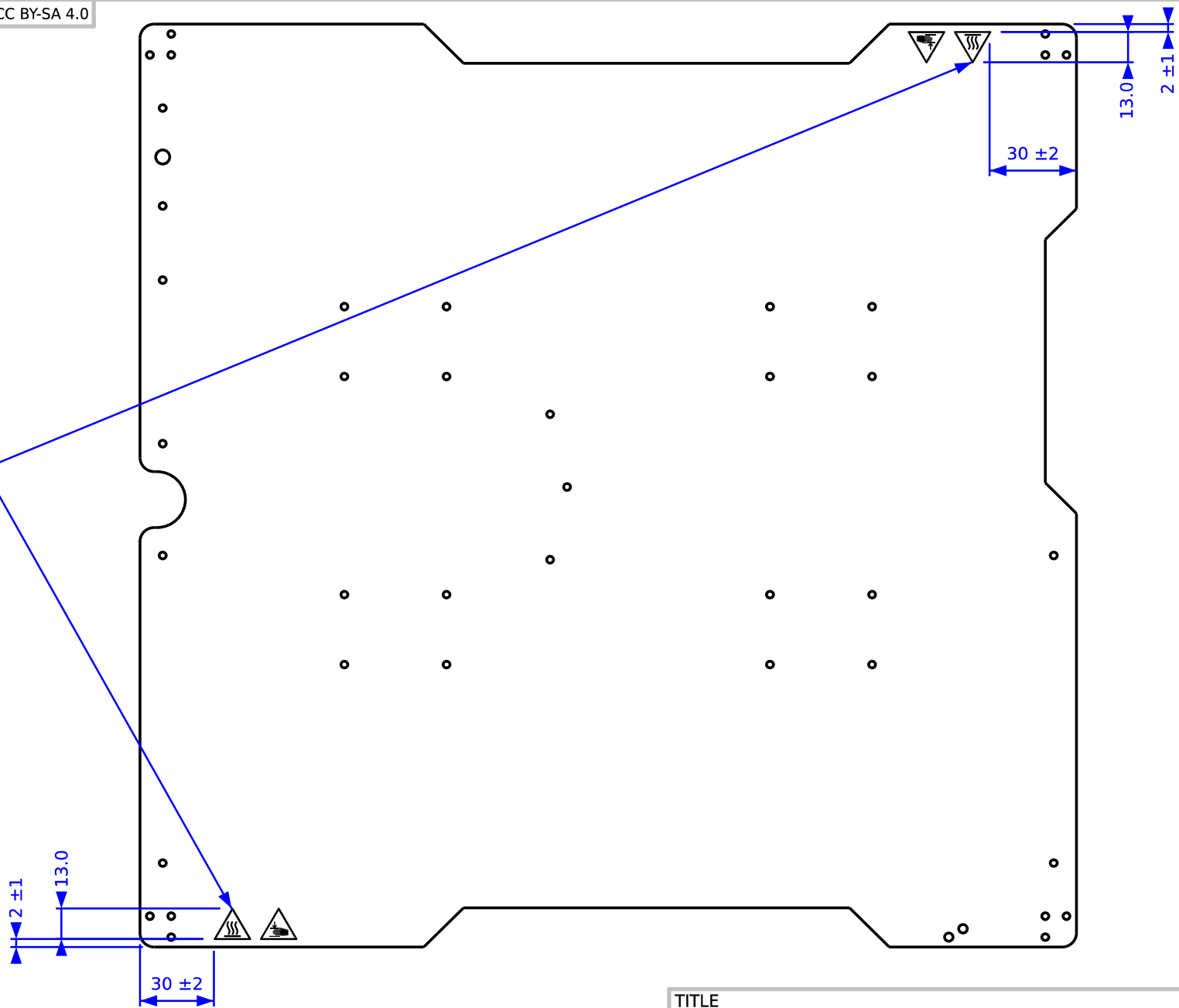
Prior to powder coat mask these 2 holes 10mm DIA this side

TITLE			
bed mount plate			
SIZE	DWG NO.	REV.	
A	PP-MP0216	F	
SCALE	NA	DO NOT SCALE DRAWING	SHEET 2 of 4



TITLE			
bed mount plate			
SIZE	DWG NO.	REV.	
A	PP-MP0216	F	
SCALE	NA	DO NOT SCALE DRAWING	SHEET 3 of 4

Bed\_Plate\_Safety\_Symbols.svg  
877C Metallic Silver



TITLE			
bed mount plate			
SIZE	DWG NO.	REV.	
A	PP-MP0216	F	
SCALE	NA	DO NOT SCALE DRAWING	SHEET 4 of 4