

**Notes:**

1. Material: RoHS compliant 12AWG (0.08") Aluminum.
2. Break all sharp edges and mask threads prior to powder coat.
3. Part is to be powder coated with Cardinal color C241-BK109.  
Thickness of coating must be between 0.05 and 0.12mm.
4. Ink mark in area indicated with first initial of manufacturer name.
5. During finishing, do not hang from holes indicated on page 3.

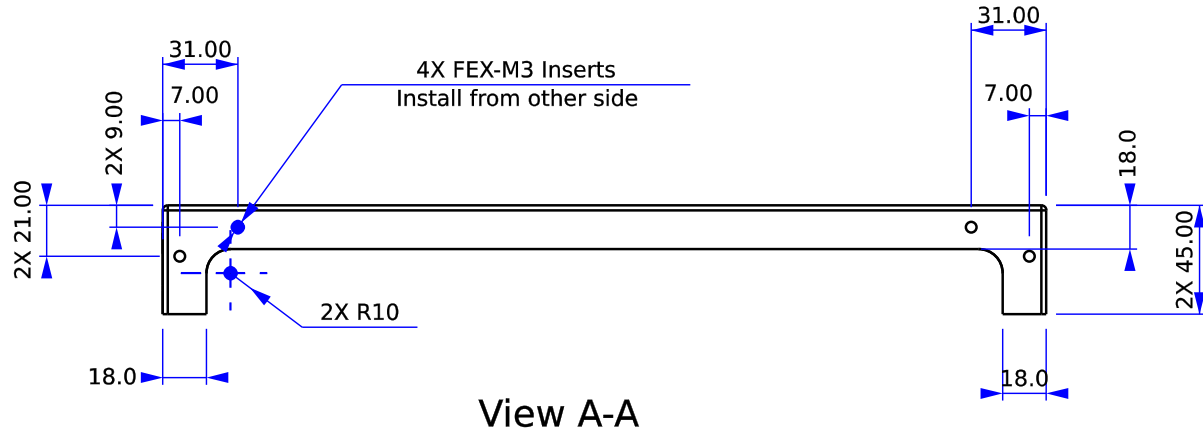
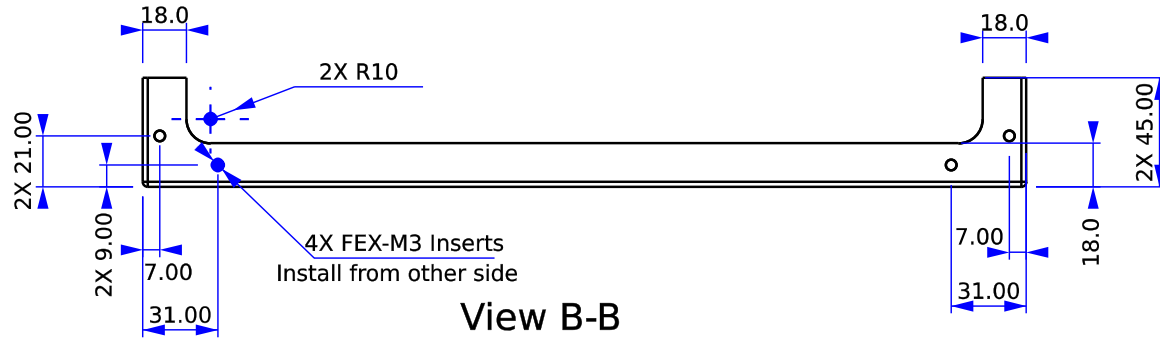
Rev	Date	Notes	INT
I	2.14.18	365.00 dim tolerance widened to ±0.5	SAW
H	12.8.17	Updated radius callout page 2 from 4x to 2x.	SAW
G	2.28.17	Powder coat hanging locations specified	JW
F	8.25.16	Powder coat thickness modified.	

DRAWN BY: <b>bam</b>	DATE: <b>6.27.16</b>
MATERIAL: <b>See Notes</b>	
UNLESS OTHERWISE SPECIFIED DIMENSIONS ARE IN MILLIMETERS. TOLERANCES ARE:	
DECIMALS .X±.75 .XX±.25 .XXX±.125 .XXXX±.050	ANGLES X°±1° 63°
BREAK EDGES 0.1/0.5 FILLET RADIUS 0.1/0.5	

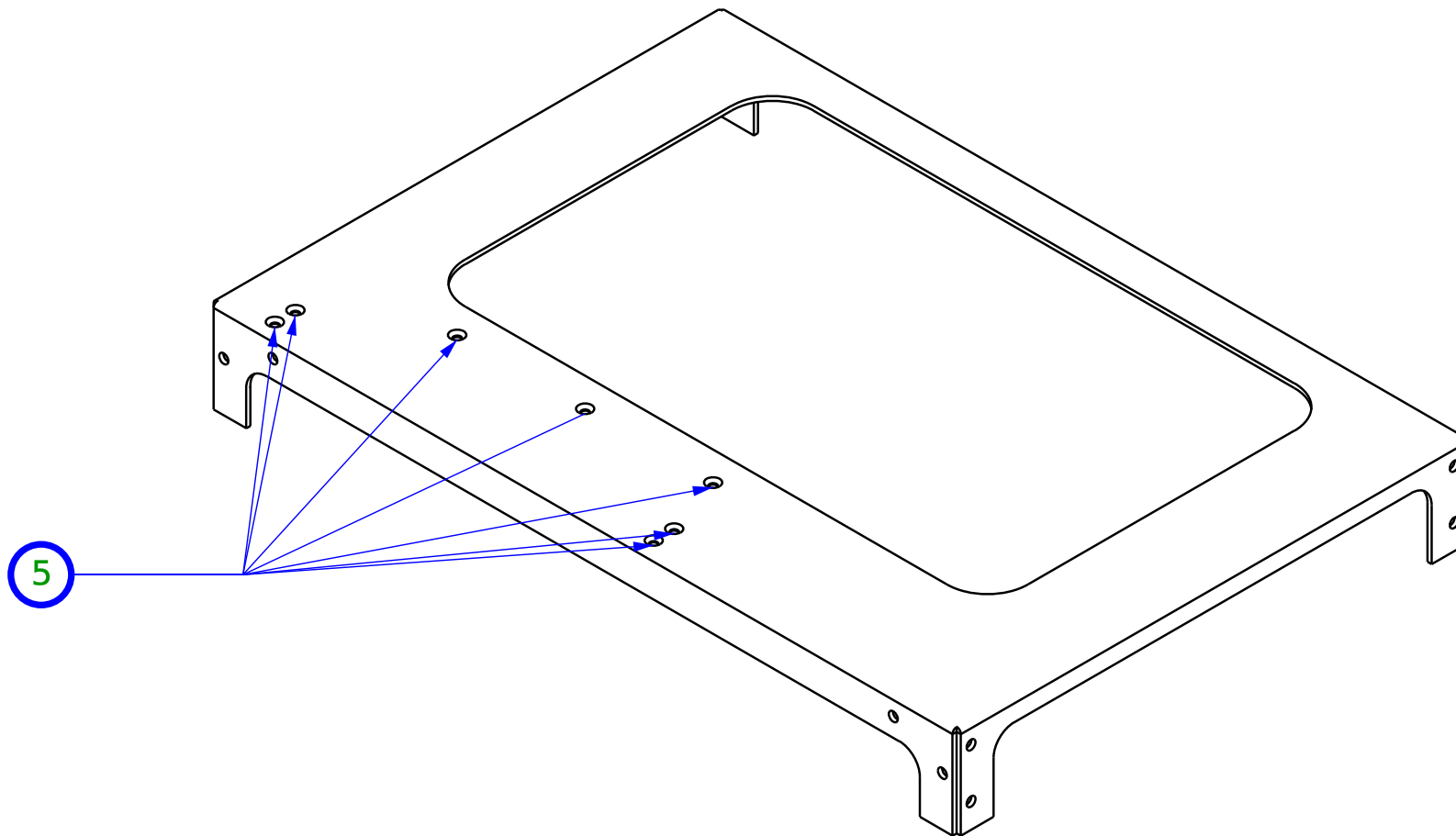


626 West 66th Street  
Loveland, Colorado 80538, USA  
Phone +1-970-377-1111  
www.alephobjects.com

TITLE <b>Top plate mini</b>			
SIZE <b>A</b>	DWG NO. <b>PP-FP0051</b>	REV. <b>I</b>	
SCALE <b>1:3</b>	DO NOT SCALE DRAWING	SHEET <b>1 of 3</b>	



TITLE			
Top plate mini			
SIZE	DWG NO.	REV.	
A	PP-FP0051	I	
SCALE	1:3	DO NOT SCALE DRAWING	SHEET 2 of 3



TITLE			
Top plate mini			
SIZE	DWG NO.	REV.	
A	PP-FP0051	I	
SCALE	NA	DO NOT SCALE DRAWING	SHEET 3 of 3